APM Technologies

emitec industrial
Emitec Messtechnik AG
Birkenstrasse 47
6343 Rotkreuz
+41 41 748 60 10
info@emitec.ch
www.emitec-industrial.ch
Emitec Group
#1 in Test & Measurement, worldwide.

SPS Series DC Power Supply System

- High Efficiency
- High Precision
- High Stability

SPS Series DC Power Supply System

13U

27U

19U

Output			Model	Size	Certificates
Rated Voltage	Rated Current	Rated Power			
32V	600A	12kW	SPS32VDC12000W-2-13	13U ❶	CE
	1200A	24kW	SPS32VDC24000W-2-19	19U ❷	
	2000A	40kW	SPS32VDC40000W-2-27	27U ❸	
40V	360A	12kW	SPS40VDC12000W-2-13	13U ❶	
	720A	24kW	SPS40VDC24000W-2-19	19U ❷	
	1200A	40kW	SPS40VDC40000W-2-27	27U ❸	
75V	180A	12kW	SPS75VDC12000W-2-13	13U ❶	
	360A	24kW	SPS75VDC24000W-2-19	19U ❷	
	600A	40kW	SPS75VDC40000W-2-27	27U ❸	
80V	180A	9kW	SPS80VDC9000W-2-13	13U ❶	
	360A	18kW	SPS80VDC18000W-2-19	19U ❷	
	600A	30kW	SPS80VDC30000W-2-27	27U ❸	
96V	200A	12kW	SPS96VDC12000W-2-13	13U ❶	
120V	120A	12kW	SPS120VDC12000W-2-13	13U ❶	
	240A	24kW	SPS120VDC24000W-2-19	19U ❷	
	400A	40kW	SPS120VDC40000W-2-27	27U ❸	
150V	90A	12kW	SPS150VDC12000W-2-13	13U ❶	
192V	180A	24kW	SPS150VDC24000W-2-19	19U ❷	
	300A	40kW	SPS150VDC40000W-2-27	27U ❸	
	200A	24kW	SPS192VDC24000W-2-19	19U ❶	
200V	72A	12kW	SPS200VDC12000W-2-13	13U ❶	
	144A	24kW	SPS200VDC24000W-2-19	19U ❷	
	240A	40kW	SPS200VDC40000W-2-27	27U ❸	

Output			Model	Size	Certificates
Rated Voltage	Rated Current	Rated Power			
225V	60A	12kW	SPS225VDC12000W-2-13	13U ❶	CE
240V	60A	9kW	SPS240VDC9000W-2-13	13U ❶	
	120A	24kW	SPS240VDC24000W-2-19	19U ❷	
320V	200A	40kW	SPS320VDC40000W-2-27	27U ❸	
360V	40A	12kW	SPS360VDC12000W-2-13	13U ❶	
400V	120A	40kW	SPS400VDC40000W-2-27	27U ❸	
450V	30A	12kW	SPS450VDC12000W-2-13	13U ❶	
	60A	24kW	SPS450VDC24000W-2-19	19U ❷	
480V	60A	18kW	SPS480VDC18000W-2-19	19U ❷	
600V	30A	12kW	SPS600VDC12000W-2-13	13U ❶	
	60A	24kW	SPS600VDC24000W-2-19	19U ❷	
	100A	40kW	SPS600VDC40000W-2-27	27U ❷	
720V	40A	24kW	SPS720VDC24000W-2-19	19U ❷	
750V	60A	40kW	SPS750VDC40000W-2-27	27U ❸	
800V	22.5A	12kW	SPS800VDC12000W-2-13	13U ❶	
	45A	24kW	SPS800VDC24000W-2-19	19U ❷	
	60A	30kW	SPS800VDC30000W-2-27	27U ❸	
	75A	40kW	SPS800VDC40000W-2-27	27U ❸	
900V	30A	24kW	SPS900VDC24000W-2-19	19U ❷	
1200V	24A	24kW	SPS1200VDC24000W-2-19	19U ❷	
	40A	40kW	SPS1200VDC40000W-2-27	27U ❸	

*This formula is the standard cabinet for SP-2U model; it is available to select cabinet with different specification according to exact situation.

Dimensions & Weight

❶ 600.0x576.0x700.0mm & 53.5kg+15kg*3(REF)

❷ 600.0x843.0x700.0mm & 100kg+15kg*6(REF)



❸ 600.0x1196.0x700.0mm & 120kg+15kg*10(REF)

Features

- With accurate voltage and current measurement capability.
- Coded knobs, multifunctional keyboard.
- Standard RS232/RS485/USB interface, LAN/GPIB is optional.
- Remote sensing to compensate for voltage drop in load leads.
- Support CV and CC automatically switch.
- Function of editing List waveform.
- Use SCPI commands.
- CE certified.
- OVP/OCP/OPP/OTP/SCP.

Optional Information

GPIB communication card & cables



LAN communication card & cables

Three-core input cable (Input voltage range 176-265V, only supported on 1U height units)

Front Panel Introduction

1U Power Supply Front Panel

2U Power Supply Front Panel

Key	Introduction
0~9	Numeric Key
.	Decimal Point
Esc	Escape
△	UP, used for choose menu or increase set value in menu operation
▽	DOWN, used for choose menu or decrease set value in menu operation
Enter	Enter
V-set	Set power supply's output voltage value
I-set	Set power supply's output current-limiting value

Key	Introduction
Display	Press it to back to the main interface quickly
On/Off	Control ON/OFF of power supply
Menu	Menu
Shift	Work with functional keys to realize multifunction
LOCAL	Panel operation
RECALL	Recall stored setting value of power supply from internal storage
STORE	Store current settings of power supply to storage location
DVM/POWER	Display DVM value and power value

SPS Series DC Power Supply System

Short Mode

This function is applicable to cable/fuse current carrying capacity test, when activated, the power supply will shutdown the short circuit protection function and maintain ultra-low voltage to output rated current.

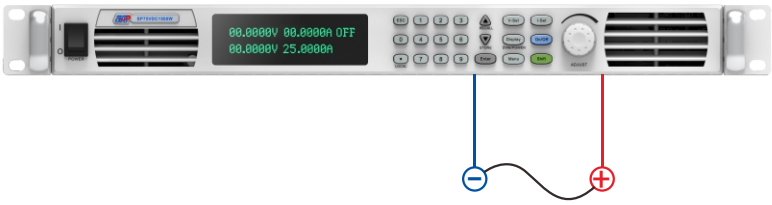

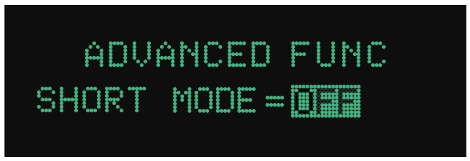

LIST Waveform Editing Function

This series power supply supports 3 kinds of LIST file editing format in order to meet the output elements of different test requirements. The minimum resolution of time setting is 1ms.

Impulse File Format

Sets the trend of the output voltage over time and its duration. Set the mode of the output waveform execution as required, LOOP , CONT, STEP.

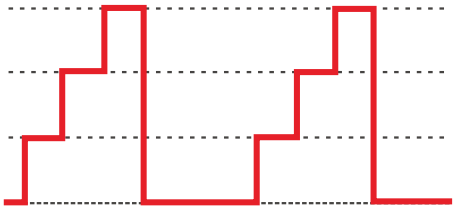

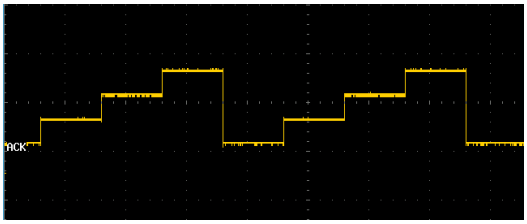

Slope File Format

Support to set the slope of output voltage, achieve to slowly increase and drop of the output voltage. Set the mode of the output waveform execution as required, LOOP, CONT, STEP.

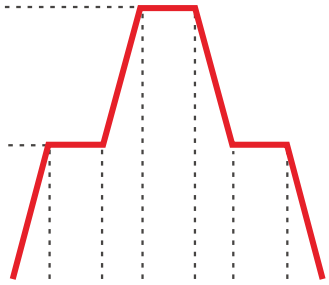

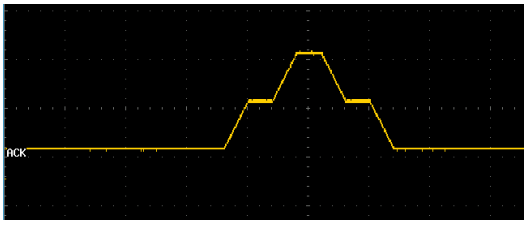

SEQUENCE Waveform Editing function

This function is an upgrade version of the LIST file editing. Its every step is a complete LIST file. It can combine several LIST file and output, meanwhile, it can set the number of repetitions per LIST file and number of executions of the entire SEQUENCE file.

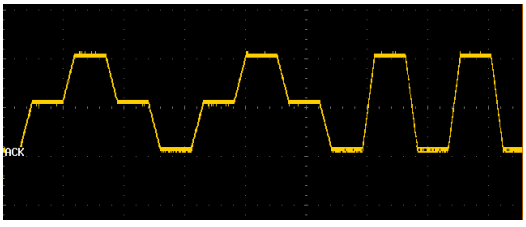

Measure Average Function

Under this mode, if the DUT has a sharp change in voltage and current, the averaging times can be adjusted to be FAST, MEDIUM or SLOW to make the displayed value more stable.

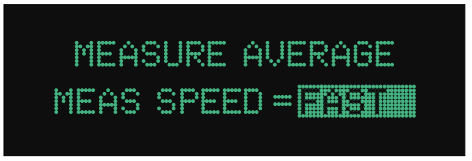

Current Counting Function

This function offers testing of the cutoff time of a breaker or a fuse.
Starts timing when the current reaches the circuit breaker or fuse's fusing current Ib, stops timing when disconnected, the timing resolution is up to 200ms.

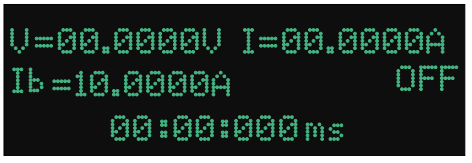

Monitoring Software

All power supplies come standard with graphical monitoring software, which supports all communication interfaces and covers almost all functions of the power supply front panel operation. In the communication selection interface, users can select the communication interface and search for the connected power supply according to the actual connection.

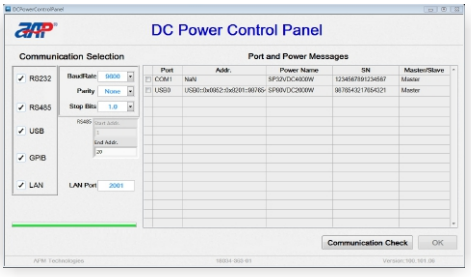

When the communication port has only one power supply connection, it enters the Single Mode interface. Includes the basic settings of voltage and current and measurement function, and List waveform editing/ saved test data function.

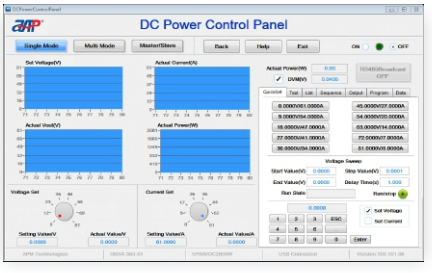

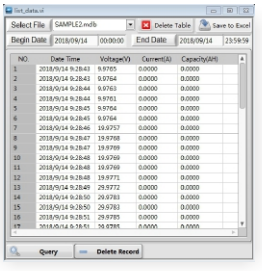

When the communication port has more than one power supply connection, it enters the Multi Mode interface. Supports switching control or display current power supply's settings.

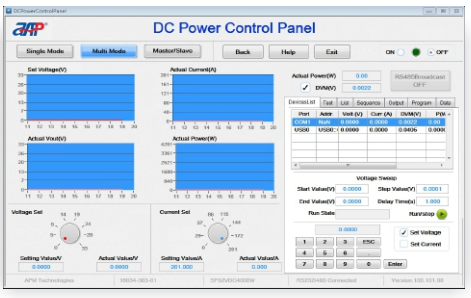

When the communication port connects the power supply that is the Master unit, it enters Master/Slave interface. The Master/Slave interface only maintains communication with the Master unit, and the parameters are synchronously written to the slaves.

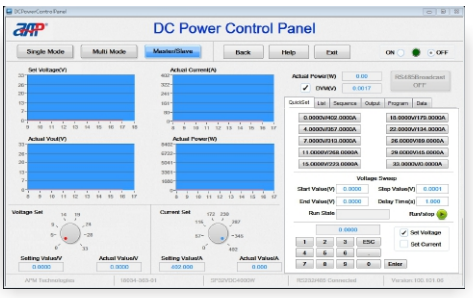

SPS Series DC Power Supply System

SPS32VDC

MODEL		SPS32VDC12000W-2-13	SPS32VDC24000W-2-19	SPS32VDC40000W-2-27
Input				
Voltage		190~265VAC		
Frequency		47~63Hz		
Phase		3 Phase, 4Wire+Groud/Y Connect		
Max.Current		75A	150A	250A
Input Power Max		15kW	28.5kW	47.5kW
Power Factorat 220VAC Input, Full Load		0.98 Min. Active PFC		
Efficiency		>88% Max @Full Load and Units=4kW Model		
Output				
Output Voltage		0~32V		
Output Current		0~600A	0~1200A	0~2000A
Output Power		12kW Max	24kW Max	40kW Max
Load Regulation	Voltage	90mV	180mV	300mV
	Current	0.6A	1.2A	2A
Line Regulation	Voltage	0.02%F.S.+30mV		
	Current	0.02%F.S.+15mA		
Voltage Setting	Range	0~32V		
	Resolution	0.1mV		
	Accuracy	0.1%+0.1%F.S. at 0< Ouput Voltage =<75Vdc		
		0.05%+0.05%F.S. at 75Vdc< Ouput Voltage =<1200Vdc		
Current Setting	Range	0~600A	0~1200A	0~2000A
	Resolution	10mA	0.1A	0.1A
	Accuracy	0.1%+0.10%F.S		
Ripple	Voltage	120mVp-p/20mVrms		
	Current	600mA(Full Range)	1200mA(Full Range)	2000mA(Full Range)
		300mA(TYP Value)	600mA(TYP Value)	1000mA(TYP Value)
Measurement				
Voltage Setting	Range	0~32V		
	Resolution	0.1mV		
	Accuracy	0.1%+0.1%F.S. at 0< Ouput Voltage =<75Vdc		
		0.05%+0.05%F.S. at 75Vdc< Ouput Voltage =<1200Vdc		
Current Setting	Range	0~600A	0~1200A	0~2000A
	Resolution	10mA	0.1A	0.1A
	Accuracy	0.1%+0.10%F.S		
Extra Function				
Remote Sense	Range	4V(DC), Max. Total power less than rated power		
Comm. Respondence.		50ms		
Graphic Display		VFD		
Operation Key Feature		Soft key, Numberic key, Rotary Knob		
Rack mount Handles		Yes		
FAN		Temperature Control		
Protection Circuits		OCP, OVP, OPP, OTP, FAN		
Interface		USB, RS485, RS232(Standard); LAN, GPIB(Option)		
Remote Control Input/Output signal characteristics				
Remote Input signal		Not Support		
Remote output signal		Not Support		
Environmental				
Operating Temperature		0°C~40°C		
Storage Temperature		-20°C~70°C		
Altitude		2000m		
Relative Humidity		10%-90%, non-condensing		
Temperature Coefficient		100ppm/°C at Voltage, 300ppm/°C at Current		
Mechanical				
Dimensions(W*H*D)		600.0*576.0*700.0 mm	600.0*843.0*700.0 mm	600.0*1196.0*700.0 mm
Package Dimensions(W*H*D)		720.0*890.0*820.0 mm	720.0*1160.0*820.0 mm	720.0*1535.0*820.0 mm
Unit Weight		54kg+15kg*3 (REF)	100.0kg+15kg*6 (REF)	120.0kg+15kg*10 (REF)
Shipping Weight		94kg+15kg*3 (REF)	160.0kg+15kg*6 (REF)	200.0kg+15kg*10 (REF)
Regulatory Compliance				
CE Mark		Installation Overvoltage Category II; Class II equipment; indoor use only.		

*F.S. represents the maximum value of the output range.
*N stands for the number of installed power supply units, and N is greater than 1.
All specifications are subject to change without notice.

SPS40VDC

MODEL		SPS40VDC12000W-2-13	SPS40VDC24000W-2-19	SPS40VDC40000W-2-27
Input				
Voltage		190~265VAC		
Frequency		47~63Hz		
Phase		3 Phase, 4Wire+Groud/Y Connect		
Max.Current		75A	150A	250A
Input Power Max		15kW	28.5kW	47.5kW
Power Factorat 220VAC Input, Full Load		0.98 Min. Active PFC		
Efficiency		>88% Max @Full Load and Units=4kW Model		
Output				
Output Voltage		0~40V		
Output Current		0~360A	0~720A	0~1200A
Output Power		12kW Max	24kW Max	40kW Max
Load Regulation	Voltage	120mV	240mV	400mV
	Current	0.36A	0.75A	1.2A
Line Regulation	Voltage	0.02%F.S.+30mV		
	Current	0.02%F.S.+15mA		
Voltage Setting	Range	0~40V		
	Resolution	0.1mV		
	Accuracy	0.1%+0.1%F.S. at 0< Ouput Voltage =<75Vdc		
		0.05%+0.05%F.S. at 75Vdc< Ouput Voltage =<1200Vdc		
Current Setting	Range	0~360A	0~720A	0~1200A
	Resolution	10mA	10mA	0.1A
	Accuracy	0.1%+0.10%F.S		
Ripple	Voltage	80mVp-p/12mVrms		
	Current	225mA(Full Range)	450mA(Full Range)	750mA(Full Range)
		30mA(TYP Value)	60mA(TYP Value)	100mA(TYP Value)
Measurement				
Voltage Setting	Range	0~40V		
	Resolution	0.1mV		
	Accuracy	0.1%+0.1%F.S. at 0< Ouput Voltage =<75Vdc		
		0.05%+0.05%F.S. at 75Vdc< Ouput Voltage =<1200Vdc		
Current Setting	Range	0~360A	0~720A	0~1200A
	Resolution	10mA	10mA	0.1A
	Accuracy	0.1%+0.10%F.S		
Extra Function				
Remote Sense	Range	5V(DC), Max. Total power less than rated power		
Comm. Respondence.		50ms		
Graphic Display		VFD		
Operation Key Feature		Soft key, Numberic key, Rotary Knob		
Rack mount Handles		Yes		
FAN		Temperature Control		
Protection Circuits		OCP, OVP, OPP, OTP, FAN		
Interface		USB, RS485, RS232(Standard); LAN, GPIB(Option)		
Remote Control Input/Output signal characteristics				
Remote Input signal		Not Support		
Remote output signal		Not Support		
Environmental				
Operating Temperature		0°C~40°C		
Storage Temperature		-20°C~70°C		
Altitude		2000m		
Relative Humidity		10%-90%, non-condensing		
Temperature Coefficient		100ppm/°C at Voltage, 300ppm/°C at Current		
Mechanical				
Dimensions(W*H*D)		600.0*576.0*700.0 mm	600.0*843.0*700.0 mm	600.0*1196.0*700.0 mm
Package Dimensions(W*H*D)		720.0*890.0*820.0 mm	720.0*1160.0*820.0 mm	720.0*1535.0*820.0 mm
Unit Weight		54kg+15kg*3 (REF)	100.0kg+15kg*6 (REF)	120.0kg+15kg*10 (REF)
Shipping Weight		94kg+15kg*3 (REF)	160.0kg+15kg*6 (REF)	200.0kg+15kg*10 (REF)
Regulatory Compliance				
CE Mark		Installation Overvoltage Category II; Class II equipment; indoor use only.		

*F.S. represents the maximum value of the output range.
*N stands for the number of installed power supply units, and N is greater than 1.
All specifications are subject to change without notice.

SPS Series DC Power Supply System

SPS75VDC

MODEL		SPS75VDC12000W-2-13	SPS75VDC24000W-2-19	SPS75VDC40000W-2-27
Input				
Voltage		190~265VAC		
Frequency		47~63Hz		
Phase		3 Phase, 4Wire+Groud/Y Connect		
Max.Current		75A	150A	250A
Input Power Max		15kW	28.5kW	47.5kW
Power Factorat 220VAC Input, Full Load		0.98 Min. Active PFC		
Efficiency		>88% Max @Full Load and Units=4kW Model		
Output				
Output Voltage		0~75V		
Output Current		0~180A	0~360A	0~600A
Output Power		12kW Max	24kW Max	40kW Max
Load Regulation	Voltage	120mV	240mV	400mV
	Current	0.18A	0.36A	0.6A
Line Regulation	Voltage	0.02%F.S.+30mV		
	Current	0.02%F.S.+15mA		
Voltage Setting	Range	0~75V		
	Resolution	0.1mV		
	Accuracy	0.1%+0.1%F.S. at 0< Ouput Voltage =<75Vdc		
		0.05%+0.05%F.S. at 75Vdc< Ouput Voltage =<1200Vdc		
Current Setting	Range	0~180A	0~360A	0~600A
	Resolution	10mA		
	Accuracy	0.1%+0.10%F.S		
Ripple	Voltage	80mVp-p/16mVrms		
	Current	90mA(Full Range)	180mA(Full Range)	300mA(Full Range)
		15mA(TYP Value)	30mA(TYP Value)	50mA(TYP Value)
Measurement				
Voltage Setting	Range	0~75V		
	Resolution	0.1mV		
	Accuracy	0.1%+0.1%F.S. at 0< Ouput Voltage =<75Vdc		
		0.05%+0.05%F.S. at 75Vdc< Ouput Voltage =<1200Vdc		
Current Setting	Range	0~180A	0~360A	0~600A
	Resolution	10mA		
	Accuracy	0.1%+0.10%F.S		
Extra Function				
Remote Sense	Range	5V(DC), Max. Total power less than rated power		
Comm. Respondence.		50ms		
Graphic Display		VFD		
Operation Key Feature		Soft key, Numberic key, Rotary Knob		
Rack mount Handles		Yes		
FAN		Temperature Control		
Protection Circuits		OCP, OVP, OPP, OTP, FAN		
Interface		USB, RS485, RS232(Standard); LAN, GPIB(Option)		
Remote Control Input/Output signal characteristics				
Remote Input signal		Not Support		
Remote output signal		Not Support		
Environmental				
Operating Temperature		0°C~40°C		
Storage Temperature		-20°C~70°C		
Altitude		2000m		
Relative Humidity		10%-90%, non-condensing		
Temperature Coefficient		100ppm/°C at Voltage, 300ppm/°C at Current		
Mechanical				
Dimensions(W*H*D)		600.0*576.0*700.0 mm	600.0*843.0*700.0 mm	600.0*1196.0*700.0 mm
Package Dimensions(W*H*D)		720.0*890.0*820.0 mm	720.0*1160.0*820.0 mm	720.0*1535.0*820.0 mm
Unit Weight		54kg+15kg*3 (REF)	100.0kg+15kg*6 (REF)	120.0kg+15kg*10 (REF)
Shipping Weight		94kg+15kg*3 (REF)	160.0kg+15kg*6 (REF)	200.0kg+15kg*10 (REF)
Regulatory Compliance				
CE Mark		Installation Overvoltage Category II; Class II equipment; indoor use only.		

*F.S. represents the maximum value of the output range.
*N stands for the number of installed power supply units, and N is greater than 1.
All specifications are subject to change without notice.

SPS80VDC

MODEL		SPS80VDC9000W-2-13	SPS80VDC18000W-2-19	SPS80VDC30000W-2-27
Input				
Voltage		190~265VAC		
Frequency		47~63Hz		
Phase		3 Phase, 4Wire+Groud/Y Connect		
Max.Current		55A	107A	178A
Input Power Max		10.5kW	20.5kW	34kW
Power Factorat 220VAC Input, Full Load		0.98 Min. Active PFC		
Efficiency		>88% Max @Full Load and Units=3kW Model		
Output				
Output Voltage		0~80V		
Output Current		0~180A	0~360A	0~600A
Output Power		9kW Max	18kW Max	30kW Max
Load Regulation	Voltage	120mV	240mV	400mV
	Current	0.18A	0.36A	0.6A
Line Regulation	Voltage	0.02%F.S.+30mV		
	Current	0.02%F.S.+15mA		
Voltage Setting	Range	0~80V		
	Resolution	0.1mV		
	Accuracy	0.1%+0.1%F.S. at 0< Ouput Voltage =<75Vdc		
		0.05%+0.05%F.S. at 75Vdc< Ouput Voltage =<1200Vdc		
Current Setting	Range	0~180A	0~360A	0~600A
	Resolution	10mA		
	Accuracy	0.1%+0.10%F.S		
Ripple	Voltage	120mVp-p/18mVrms	240mVp-p/36mVrms	400mVp-p/60mVrms
	Current	75mA(Full Range)	150mA(Full Range)	250mA(Full Range)
		15mA(TYP Value)	30mA(TYP Value)	50mA(TYP Value)
Measurement				
Voltage Setting	Range	0~80V		
	Resolution	0.1mV		
	Accuracy	0.1%+0.1%F.S. at 0< Ouput Voltage =<75Vdc		
		0.05%+0.05%F.S. at 75Vdc< Ouput Voltage =<1200Vdc		
Current Setting	Range	0~180A	0~360A	0~600A
	Resolution	10mA		
	Accuracy	0.1%+0.10%F.S		
Extra Function				
Remote Sense	Range	5V(DC), Max. Total power less than rated power		
Comm. Respondence.		50ms		
Graphic Display		VFD		
Operation Key Feature		Soft key, Numberic key, Rotary Knob		
Rack mount Handles		Yes		
FAN		Temperature Control		
Protection Circuits		OCP, OVP, OPP, OTP, FAN		
Interface		USB, RS485, RS232(Standard); LAN, GPIB(Option)		
Remote Control Input/Output signal characteristics				
Remote Input signal		Not Support		
Remote output signal		Not Support		
Environmental				
Operating Temperature		0°C~40°C		
Storage Temperature		-20°C~70°C		
Altitude		2000m		
Relative Humidity		10%-90%, non-condensing		
Temperature Coefficient		100ppm/°C at Voltage, 300ppm/°C at Current		
Mechanical				
Dimensions(W*H*D)		600.0*576.0*700.0 mm	600.0*843.0*700.0 mm	600.0*1196.0*700.0 mm
Package Dimensions(W*H*D)		720.0*890.0*820.0 mm	720.0*1160.0*820.0 mm	720.0*1535.0*820.0 mm
Unit Weight		54kg+15kg*3 (REF)	100.0kg+15kg*6 (REF)	120.0kg+15kg*10 (REF)
Shipping Weight		94kg+15kg*3 (REF)	160.0kg+15kg*6 (REF)	200.0kg+15kg*10 (REF)
Regulatory Compliance				
CE Mark		Installation Overvoltage Category II; Class II equipment; indoor use only.		

*F.S. represents the maximum value of the output range.
*N stands for the number of installed power supply units, and N is greater than 1.
All specifications are subject to change without notice.

SPS Series DC Power Supply System

SPS96VDC

MODEL		SPS96VDC12000W-2-13
Input		
Voltage		190~265VAC
Frequency		47~63Hz
Phase		3 Phase, 4Wire+Groud/Y Connect
Max.Current		75A
Input Power Max		15kW
Power Factorat 220VAC Input, Full Load		0.98 Min. Active PFC
Efficiency		>88% Max @Full Load and Units=4kW Model
Output		
Output Voltage		0~96V
Output Current		0~200A
Output Power		12kW Max
Load Regulation	Voltage	90mV
	Current	0.6A
Line Regulation	Voltage	0.02%F.S.+30mV
	Current	0.02%F.S.+15mA
Voltage Setting	Range	0~96V
	Resolution	1mV
	Accuracy	0.1%+0.1%F.S. at 0< Ouput Voltage =<75Vdc
		0.05%+0.05%F.S. at 75Vdc< Ouput Voltage =<1200Vdc
Current Setting	Range	0~200A
	Resolution	1mA
	Accuracy	0.1%+0.10%F.S
Ripple	Voltage	90mVp-p/15mVrms
	Current	800mA(Full Range)
		400mA(TYP Value)
Measurement		
Voltage Setting	Range	0~96V
	Resolution	1mV
	Accuracy	0.1%+0.1%F.S. at 0< Ouput Voltage =<75Vdc
		0.05%+0.05%F.S. at 75Vdc< Ouput Voltage =<1200Vdc
Current Setting	Range	0~200A
	Resolution	1mA
	Accuracy	0.1%+0.10%F.S
Extra Function		
Remote Sense	Range	4V(DC), Max. Total power less than rated power
Comm. Respondence.		50ms
Graphic Display		VFD
Operation Key Feature		Soft key, Numberic key, Rotary Knob
Rack mount Handles		Yes
FAN		Temperature Control
Protection Circuits		OCP, OVP, OPP, OTP, FAN
Interface		USB, RS485, RS232(Standard); LAN, GPIB(Option)
Remote Control Input/Output signal characteristics		
Remote Input signal		Not Support
Remote output signal		Not Support
Environmental		
Operating Temperature		0°C~40°C
Storage Temperature		-20°C~70°C
Altitude		2000m
Relative Humidity		10%-90%, non-condensing
Temperature Coefficient		100ppm/°C at Voltage, 300ppm/°C at Current
Mechanical		
Dimensions(W*H*D)		600.0*576.0*700.0 mm
Package Dimensions(W*H*D)		720.0*890.0*820.0 mm
Unit Weight		54kg+15kg*3（REF）
Shipping Weight		94kg+15kg*3（REF）
Regulatory Compliance		
CE Mark		Installation Overvoltage Category II; Class II equipment; indoor use only.

*F.S. represents the maximum value of the output range.
*N stands for the number of installed power supply units, and N is greater than 1.
All specifications are subject to change without notice.

SPS120VDC

MODEL		SPS120VDC12000W-2-13	SPS120VDC24000W-2-19	SPS120VDC40000W-2-27
Input				
Voltage		190~265VAC		
Frequency		47~63Hz		
Phase		3 Phase, 4Wire+Groud/Y Connect		
Max.Current		75A	150A	250A
Input Power Max		15kW	28.5kW	47.5kW
Power Factorat 220VAC Input, Full Load		0.98 Min. Active PFC		
Efficiency		>88% Max @Full Load and Units=4kW Model		
Output				
Output Voltage		0~120V		
Output Current		0~120A	0~240A	0~400A
Output Power		12kW Max	24kW Max	40kW Max
Load Regulation	Voltage	120mV	240mV	400mV
	Current	0.12A	0.24A	0.4A
Line Regulation	Voltage	0.02%F.S.+30mV		
	Current	0.02%F.S.+15mA		
Voltage Setting	Range	0~120V		
	Resolution	1mV		
	Accuracy	0.1%+0.1%F.S. at 0< Ouput Voltage =<75Vdc		
		0.05%+0.05%F.S. at 75Vdc< Ouput Voltage =<1200Vdc		
Current Setting	Range	0~120A	0~240A	0~400A
	Resolution	10mA		
	Accuracy	0.1%+0.10%F.S		
Ripple	Voltage	160mVp-p/30mVrms		
	Current	90mA(Full Range)	180mA(Full Range)	300mA(Full Range)
		15mA(TYP Value)	30mA(TYP Value)	50mA(TYP Value)
Measurement				
Voltage Setting	Range	0~120V		
	Resolution	0.1mV	1mV	1mV
	Accuracy	0.1%+0.1%F.S. at 0< Ouput Voltage =<75Vdc		
		0.05%+0.05%F.S. at 75Vdc< Ouput Voltage =<1200Vdc		
Current Setting	Range	0~120A	0~240A	0~400A
	Resolution	10mA		
	Accuracy	0.1%+0.10%F.S		
Extra Function				
Remote Sense	Range	5V(DC), Max. Total power less than rated power		
Comm. Respondence.		50ms		
Graphic Display		VFD		
Operation Key Feature		Soft key, Numberic key, Rotary Knob		
Rack mount Handles		Yes		
FAN		Temperature Control		
Protection Circuits		OCP, OVP, OPP, OTP, FAN		
Interface		USB, RS485, RS232(Standard); LAN, GPIB(Option)		
Remote Control Input/Output signal characteristics				
Remote Input signal		Not Support		
Remote output signal		Not Support		
Environmental				
Operating Temperature		0°C~40°C		
Storage Temperature		-20°C~70°C		
Altitude		2000m		
Relative Humidity		10%-90%, non-condensing		
Temperature Coefficient		100ppm/°C at Voltage, 300ppm/°C at Current		
Mechanical				
Dimensions(W*H*D)		600.0*576.0*700.0 mm	600.0*843.0*700.0 mm	600.0*1196.0*700.0 mm
Package Dimensions(W*H*D)		720.0*890.0*820.0 mm	720.0*1160.0*820.0 mm	720.0*1535.0*820.0 mm
Unit Weight		54kg+15kg*3 (REF)	100.0kg+15kg*6 (REF)	120.0kg+15kg*10 (REF)
Shipping Weight		94kg+15kg*3 (REF)	160.0kg+15kg*6 (REF)	200.0kg+15kg*10 (REF)
Regulatory Compliance				
CE Mark		Installation Overvoltage Category II; Class II equipment; indoor use only.		

*F.S. represents the maximum value of the output range.
*N stands for the number of installed power supply units, and N is greater than 1.
All specifications are subject to change without notice.

SPS Series DC Power Supply System

SPS150VDC

MODEL		SPS150VDC12000W-2-13	SPS150VDC24000W-2-19	SPS150VDC40000W-2-27
Input				
Voltage		190~265VAC		
Frequency		47~63Hz		
Phase		3 Phase, 4Wire+Groud/Y Connect		
Max.Current		75A	150A	250A
Input Power Max		15kW	28.5kW	47.5kW
Power Factorat 220VAC Input, Full Load		0.98 Min. Active PFC		
Efficiency		>88% Max @Full Load and Units=4kW Model		
Output				
Output Voltage		0~150V		
Output Current		0~90A	0~180A	0~300A
Output Power		12kW Max	24kW Max	40kW Max
Load Regulation	Voltage	120mV	240mV	400mV
	Current	0.09A	0.18A	0.3A
Line Regulation	Voltage	0.02%F.S.+30mV		
	Current	0.02%F.S.+15mA		
Voltage Setting	Range	0~150V		
	Resolution	1mV		
	Accuracy	0.1%+0.1%F.S. at 0< Ouput Voltage =<75Vdc		
		0.05%+0.05%F.S. at 75Vdc< Ouput Voltage =<1200Vdc		
Current Setting	Range	0~90A	0~180A	0~300A
	Resolution	1mA	10mA	10mA
	Accuracy	0.1%+0.10%F.S		
Ripple	Voltage	160mVp-p/30mVrms		
	Current	90mA(Full Range)	180mA(Full Range)	300mA(Full Range)
		15mA(TYP Value)	30mA(TYP Value)	50mA(TYP Value)
Measurement				
Voltage Setting	Range	0~150V		
	Resolution	1mV		
	Accuracy	0.1%+0.1%F.S. at 0< Ouput Voltage =<75Vdc		
		0.05%+0.05%F.S. at 75Vdc< Ouput Voltage =<1200Vdc		
Current Setting	Range	0~90A	0~180A	0~300A
	Resolution	1mA	10mA	10mA
	Accuracy	0.1%+0.10%F.S		
Extra Function				
Remote Sense	Range	5V(DC), Max. Total power less than rated power		
Comm. Respondence.		50ms		
Graphic Display		VFD		
Operation Key Feature		Soft key, Numberic key, Rotary Knob		
Rack mount Handles		Yes		
FAN		Temperature Control		
Protection Circuits		OCP, OVP, OPP, OTP, FAN		
Interface		USB, RS485, RS232(Standard); LAN, GPIB(Option)		
Remote Control Input/Output signal characteristics				
Remote Input signal		Not Support		
Remote output signal		Not Support		
Environmental				
Operating Temperature		0°C~40°C		
Storage Temperature		-20°C~70°C		
Altitude		2000m		
Relative Humidity		10%-90%, non-condensing		
Temperature Coefficient		100ppm/°C at Voltage, 300ppm/°C at Current		
Mechanical				
Dimensions(W*H*D)		600.0*576.0*700.0 mm	600.0*843.0*700.0 mm	600.0*1196.0*700.0 mm
Package Dimensions(W*H*D)		720.0*890.0*820.0 mm	720.0*1160.0*820.0 mm	720.0*1535.0*820.0 mm
Unit Weight		54kg+15kg*3 (REF)	100.0kg+15kg*6 (REF)	120.0kg+15kg*10 (REF)
Shipping Weight		94kg+15kg*3 (REF)	160.0kg+15kg*6 (REF)	200.0kg+15kg*10 (REF)
Regulatory Compliance				
CE Mark		Installation Overvoltage Category II; Class II equipment; indoor use only.		

*F.S. represents the maximum value of the output range.
*N stands for the number of installed power supply units, and N is greater than 1.
All specifications are subject to change without notice.

SPS192VDC

MODEL		SPS192VDC24000W-2-19
Input		
Voltage		190~265VAC
Frequency		47~63Hz
Phase		3 Phase, 4Wire+Groud/Y Connect
Max.Current		150A
Input Power Max		28.5kW
Power Factorat 220VAC Input, Full Load		0.98 Min. Active PFC
Efficiency		>88% Max @Full Load and Units=4kW Model
Output		
Output Voltage		0~192V
Output Current		0~200A
Output Power		24kW Max
Load Regulation	Voltage	180mV
	Current	1.2A
Line Regulation	Voltage	0.02%F.S.+30mV
	Current	0.02%F.S.+15mA
Voltage Setting	Range	0~192V
	Resolution	10mV
	Accuracy	0.1%+0.1%F.S. at 0< Ouput Voltage =<75Vdc
		0.05%+0.05%F.S. at 75Vdc< Ouput Voltage =<1200Vdc
Current Setting	Range	0~200A
	Resolution	1mA
	Accuracy	0.1%+0.10%F.S
Ripple	Voltage	180mVp-p/30mVrms
	Current	800mA(Full Range)
		400mA(TYP Value)
Measurement		
Voltage Setting	Range	0~192V
	Resolution	10mV
	Accuracy	0.1%+0.1%F.S. at 0< Ouput Voltage =<75Vdc
		0.05%+0.05%F.S. at 75Vdc< Ouput Voltage =<1200Vdc
Current Setting	Range	0~200A
	Resolution	1mA
	Accuracy	0.1%+0.10%F.S
Extra Function		
Remote Sense	Range	4V(DC), Max. Total power less than rated power
Comm. Respondence.		50ms
Graphic Display		VFD
Operation Key Feature		Soft key, Numberic key, Rotary Knob
Rack mount Handles		Yes
FAN		Temperature Control
Protection Circuits		OCP, OVP, OPP, OTP, FAN
Interface		USB, RS485, RS232(Standard); LAN, GPIB(Option)
Remote Control Input/Output signal characteristics		
Remote Input signal		Not Support
Remote output signal		Not Support
Environmental		
Operating Temperature		0°C~40°C
Storage Temperature		-20°C~70°C
Altitude		2000m
Relative Humidity		10%-90%, non-condensing
Temperature Coefficient		100ppm/°C at Voltage, 300ppm/°C at Current
Mechanical		
Dimensions(W*H*D)		600.0*843.0*700.0 mm
Package Dimensions(W*H*D)		720.0*1160.0*820.0 mm
Unit Weight		100.0kg+15kg*6（REF）
Shipping Weight		160.0kg+15kg*6（REF）
Regulatory Compliance		
CE Mark		Installation Overvoltage Category II; Class II equipment; indoor use only.

*F.S. represents the maximum value of the output range.
*N stands for the number of installed power supply units, and N is greater than 1.
All specifications are subject to change without notice.

SPS Series DC Power Supply System

SPS200VDC

MODEL		SPS200VDC12000W-2-13	SPS200VDC24000W-2-19	SPS200VDC40000W-2-27
Input				
Voltage		190~265VAC		
Frequency		47~63Hz		
Phase		3 Phase, 4Wire+Groud/Y Connect		
Max.Current		75A	150A	250A
Input Power Max		15kW	28.5kW	47.5kW
Power Factorat 220VAC Input, Full Load		0.98 Min. Active PFC		
Efficiency		>88% Max @Full Load and Units=4kW Model		
Output				
Output Voltage		0~200V		
Output Current		0~72A	0~144A	0~240A
Output Power		12kW Max	24kW Max	40kW Max
Load Regulation	Voltage	180mV	360mV	600mV
	Current	72mA	144mA	240mA
Line Regulation	Voltage	0.02%F.S.+30mV		
	Current	0.02%F.S.+15mA		
Voltage Setting	Range	0~200V		
	Resolution	1mV		
	Accuracy	0.1%+0.1%F.S. at 0< Ouput Voltage =<75Vdc		
		0.05%+0.05%F.S. at 75Vdc< Ouput Voltage =<1200Vdc		
Current Setting	Range	0~72A	0~144A	0~240A
	Resolution	1mA	10mA	10mA
	Accuracy	0.1%+0.10%F.S		
Ripple	Voltage	300mVp-p/60mVrms		
	Current	75mA(Full Range)	150mA(Full Range)	250mA(Full Range)
		30mA(TYP Value)	60mA(TYP Value)	100mA(TYP Value)
Measurement				
Voltage Setting	Range	0~200V		
	Resolution	1mV		
	Accuracy	0.1%+0.1%F.S. at 0< Ouput Voltage =<75Vdc		
		0.05%+0.05%F.S. at 75Vdc< Ouput Voltage =<1200Vdc		
Current Setting	Range	0~72A	0~144A	0~240A
	Resolution	1mA	10mA	10mA
	Accuracy	0.1%+0.10%F.S		
Extra Function				
Remote Sense	Range	5V(DC), Max. Total power less than rated power		
Comm. Respondence.		50ms		
Graphic Display		VFD		
Operation Key Feature		Soft key, Numberic key, Rotary Knob		
Rack mount Handles		Yes		
FAN		Temperature Control		
Protection Circuits		OCP, OVP, OPP, OTP, FAN		
Interface		USB, RS485, RS232(Standard); LAN, GPIB(Option)		
Remote Control Input/Output signal characteristics				
Remote Input signal		Not Support		
Remote output signal		Not Support		
Environmental				
Operating Temperature		0°C~40°C		
Storage Temperature		-20°C~70°C		
Altitude		2000m		
Relative Humidity		10%-90%, non-condensing		
Temperature Coefficient		100ppm/°C at Voltage, 300ppm/°C at Current		
Mechanical				
Dimensions(W*H*D)		600.0*576.0*700.0 mm	600.0*843.0*700.0 mm	600.0*1196.0*700.0 mm
Package Dimensions(W*H*D)		720.0*890.0*820.0 mm	720.0*1160.0*820.0 mm	720.0*1535.0*820.0 mm
Unit Weight		54kg+15kg*3 (REF)	100.0kg+15kg*6 (REF)	120.0kg+15kg*10 (REF)
Shipping Weight		94kg+15kg*3 (REF)	160.0kg+15kg*6 (REF)	200.0kg+15kg*10 (REF)
Regulatory Compliance				
CE Mark		Installation Overvoltage Category II; Class II equipment; indoor use only.		

*F.S. represents the maximum value of the output range.
*N stands for the number of installed power supply units, and N is greater than 1.
All specifications are subject to change without notice.

SPS225VDC

MODEL		SPS225VDC12000W-2-13
Input		
Voltage		190~265VAC
Frequency		47~63Hz
Phase		3 Phase, 4Wire+Groud/Y Connect
Max.Current		75A
Input Power Max		15kW
Power Factorat 220VAC Input, Full Load		0.98 Min. Active PFC
Efficiency		>88% Max @Full Load and Units=4kW Model
Output		
Output Voltage		0~225V
Output Current		0~60A
Output Power		12kW Max
Load Regulation	Voltage	120mV
	Current	0.18A
Line Regulation	Voltage	0.02%F.S.+30mV
	Current	0.02%F.S.+15mA
Voltage Setting	Range	0~225V
	Resolution	10mV
	Accuracy	0.1%+0.1%F.S. at 0< Ouput Voltage =<75Vdc
		0.05%+0.05%F.S. at 75Vdc< Ouput Voltage =<1200Vdc
Current Setting	Range	0~60A
	Resolution	0.1mA
	Accuracy	0.1%+0.10%F.S
Ripple	Voltage	60mVp-p/12mVrms
	Current	120mA(Full Range)
		20mA(TYP Value)
Measurement		
Voltage Setting	Range	0~225V
	Resolution	10mV
	Accuracy	0.1%+0.1%F.S. at 0< Ouput Voltage =<75Vdc
		0.05%+0.05%F.S. at 75Vdc< Ouput Voltage =<1200Vdc
Current Setting	Range	0~60A
	Resolution	0.1mA
	Accuracy	0.1%+0.10%F.S
Extra Function		
Remote Sense	Range	5V(DC), Max. Total power less than rated power
Comm. Respondence.		50ms
Graphic Display		VFD
Operation Key Feature		Soft key, Numberic key, Rotary Knob
Rack mount Handles		Yes
FAN		Temperature Control
Protection Circuits		OCP, OVP, OPP, OTP, FAN
Interface		USB, RS485, RS232(Standard); LAN, GPIB(Option)
Remote Control Input/Output signal characteristics		
Remote Input signal		Not Support
Remote output signal		Not Support
Environmental		
Operating Temperature		0°C~40°C
Storage Temperature		-20°C~70°C
Altitude		2000m
Relative Humidity		10%-90%, non-condensing
Temperature Coefficient		100ppm/°C at Voltage, 300ppm/°C at Current
Mechanical		
Dimensions(W*H*D)		600.0*576.0*700.0 mm
Package Dimensions(W*H*D)		720.0*890.0*820.0 mm
Unit Weight		54kg+15kg*3 (REF)
Shipping Weight		94kg+15kg*3 (REF)
Regulatory Compliance		
CE Mark		Installation Overvoltage Category II; Class II equipment; indoor use only.

*F.S. represents the maximum value of the output range.
*N stands for the number of installed power supply units, and N is greater than 1.
All specifications are subject to change without notice.

SPS Series DC Power Supply System

SPS240VDC

MODEL		SPS240VDC9000W-2-13	SPS240VDC24000W-2-19
Input			
Voltage		190~265VAC	
Frequency		47~63Hz	
Phase		3 Phase,4Wire+Groud/Y Connect	
Max.Current		55A	150A
Input Power Max		10.5kW	28.5kW
Power Factorat 220VAC Input, Full Load		0.98 Min. Active PFC	
Efficiency		>88% Max @Full Load and Units=3kW Model	>88% Max @Full Load and Units=4kW Model
Output			
Output Voltage		0~240V	
Output Current		0~60A	0~120A
Output Power		9kW Max	24kW Max
Load Regulation	Voltage	120mV	240mV
	Current	0.18A	0.75A
Line Regulation	Voltage	0.02%F.S.+30mV	
	Current	0.02%F.S.+15mA	
Voltage Setting	Range	0~240V	
	Resolution	10mV	
	Accuracy	0.1%+0.1%F.S. at 0< Ouput Voltage =<75Vdc	
		0.05%+0.05%F.S. at 75Vdc< Ouput Voltage =<1200Vdc	
Current Setting	Range	0~60A	0~120A
	Resolution	2mA	1mA
	Accuracy	0.1%+0.10%F.S	
Ripple	Voltage	60mVp-p/9mVrms	120mVp-p/18mVrms
	Current	150mA(Full Range)	300mA(Full Range)
		30mA(TYP Value)	0mA(TYP Value)
Measurement			
Voltage Setting	Range	0~240V	
	Resolution	10mV	
	Accuracy	0.1%+0.1%F.S. at 0< Ouput Voltage =<75Vdc	
		0.05%+0.05%F.S. at 75Vdc< Ouput Voltage =<1200Vdc	
Current Setting	Range	0~60A	0~120A
	Resolution	2mA	1mA
	Accuracy	0.1%+0.10%F.S	
Extra Function			
Remote Sense	Range	5V(DC), Max. Total power less than rated power	
Comm. Respondence.		50ms	
Graphic Display		VFD	
Operation Key Feature		Soft key, Numberic key, Rotary Knob	
Rack mount Handles		Yes	
FAN		Temperature Control	
Protection Circuits		OCP, OVP, OPP, OTP, FAN	
Interface		USB, RS485, RS232(Standard); LAN, GPIB(Option)	
Remote Control Input/Output signal characteristics			
Remote Input signal		Not Support	
Remote output signal		Not Support	
Environmental			
Operating Temperature		0°C~40°C	
Storage Temperature		-20°C~70°C	
Altitude		2000m	
Relative Humidity		10%-90%, non-condensing	
Temperature Coefficient		100ppm/°C at Voltage, 300ppm/°C at Current	
Mechanical			
Dimensions(W*H*D)		600.0*576.0*700.0 mm	600.0*843.0*700.0 mm
Package Dimensions(W*H*D)		720.0*890.0*820.0 mm	720.0*1160.0*820.0 mm
Unit Weight		54kg+15kg*3(REF)	100.0kg+15kg*6(REF)
Shipping Weight		94kg+15kg*3(REF)	160.0kg+15kg*6(REF)
Regulatory Compliance			
CE Mark		Installation Overvoltage Category II; Class II equipment; indoor use only.	

*F.S. represents the maximum value of the output range.
*N stands for the number of installed power supply units, and N is greater than 1.
All specifications are subject to change without notice.

SPS320VDC

MODEL		SPS320VDC40000W-2-27
Input		
Voltage		190~265VAC
Frequency		47~63Hz
Phase		3 Phase, 4Wire+Groud/Y Connect
Max.Current		250A
Input Power Max		47.5kW
Power Factorat 220VAC Input, Full Load		0.98 Min. Active PFC
Efficiency		>88% Max @Full Load and Units=4kW Model
Output		
Output Voltage		0~320V
Output Current		0~200A
Output Power		40kW Max
Load Regulation	Voltage	300mV
	Current	2A
Line Regulation	Voltage	0.02%F.S.+30mV
	Current	0.02%F.S.+15mA
Voltage Setting	Range	0~320V
	Resolution	10mV
	Accuracy	0.1%+0.1%F.S. at 0< Ouput Voltage =<75Vdc
		0.05%+0.05%F.S. at 75Vdc< Ouput Voltage =<1200Vdc
Current Setting	Range	0~200A
	Resolution	1mA
	Accuracy	0.1%+0.10%F.S
Ripple	Voltage	300mVp-p/50mVrms
	Current	800mA(Full Range)
		400mA(TYP Value)
Measurement		
Voltage Setting	Range	0~320V
	Resolution	10mV
	Accuracy	0.1%+0.1%F.S. at 0< Ouput Voltage =<75Vdc
		0.05%+0.05%F.S. at 75Vdc< Ouput Voltage =<1200Vdc
Current Setting	Range	0~200A
	Resolution	1mA
	Accuracy	0.1%+0.10%F.S
Extra Function		
Remote Sense	Range	4V(DC), Max. Total power less than rated power
Comm. Respondence.		50ms
Graphic Display		VFD
Operation Key Feature		Soft key, Numberic key, Rotary Knob
Rack mount Handles		Yes
FAN		Temperature Control
Protection Circuits		OCP, OVP, OPP, OTP, FAN
Interface		USB, RS485, RS232(Standard); LAN, GPIB(Option)
Remote Control Input/Output signal characteristics		
Remote Input signal		Not Support
Remote output signal		Not Support
Environmental		
Operating Temperature		0°C~40°C
Storage Temperature		-20°C~70°C
Altitude		2000m
Relative Humidity		10%-90%, non-condensing
Temperature Coefficient		100ppm/°C at Voltage, 300ppm/°C at Current
Mechanical		
Dimensions(W*H*D)		600.0*1196.0*700.0 mm
Package Dimensions(W*H*D)		720.0*1535.0*820.0 mm
Unit Weight		120.0kg+15kg*10 (REF)
Shipping Weight		200.0kg+15kg*10 (REF)
Regulatory Compliance		
CE Mark		Installation Overvoltage Category II; Class II equipment; indoor use only.

*F.S. represents the maximum value of the output range.
*N stands for the number of installed power supply units, and N is greater than 1.
All specifications are subject to change without notice.

SPS Series DC Power Supply System

SPS360VDC

MODEL		SPS360VDC12000W-2-13
Input		
Voltage		190~265VAC
Frequency		47~63Hz
Phase		3 Phase, 4Wire+Groud/Y Connect
Max.Current		75A
Input Power Max		15kW
Power Factorat 220VAC Input, Full Load		0.98 Min. Active PFC
Efficiency		>88% Max @Full Load and Units=4kW Model
Output		
Output Voltage		0~360V
Output Current		0~40A
Output Power		12kW Max
Load Regulation	Voltage	120mV
	Current	0.12A
Line Regulation	Voltage	0.02%F.S.+30mV
	Current	0.02%F.S.+15mA
Voltage Setting	Range	0~360V
	Resolution	10mV
	Accuracy	0.1%+0.1%F.S. at 0< Ouput Voltage =<75Vdc
		0.05%+0.05%F.S. at 75Vdc< Ouput Voltage =<1200Vdc
Current Setting	Range	0~40A
	Resolution	0.1mA
	Accuracy	0.1%+0.10%F.S
Ripple	Voltage	120mVp-p/22.5mVrms
	Current	120mA(Full Range)
		20mA(TYP Value)
Measurement		
Voltage Setting	Range	0~360V
	Resolution	10mV
	Accuracy	0.1%+0.1%F.S. at 0< Ouput Voltage =<75Vdc
		0.05%+0.05%F.S. at 75Vdc< Ouput Voltage =<1200Vdc
Current Setting	Range	0~40A
	Resolution	0.1mA
	Accuracy	0.1%+0.10%F.S
Extra Function		
Remote Sense	Range	5V(DC), Max. Total power less than rated power
Comm. Respondence.		50ms
Graphic Display		VFD
Operation Key Feature		Soft key, Numberic key, Rotary Knob
Rack mount Handles		Yes
FAN		Temperature Control
Protection Circuits		OCP, OVP, OPP, OTP, FAN
Interface		USB, RS485, RS232(Standard); LAN, GPIB(Option)
Remote Control Input/Output signal characteristics		
Remote Input signal		Not Support
Remote output signal		Not Support
Environmental		
Operating Temperature		0°C~40°C
Storage Temperature		-20°C~70°C
Altitude		2000m
Relative Humidity		10%-90%, non-condensing
Temperature Coefficient		100ppm/°C at Voltage, 300ppm/°C at Current
Mechanical		
Dimensions(W*H*D)		600.0*576.0*700.0 mm
Package Dimensions(W*H*D)		720.0*890.0*820.0 mm
Unit Weight		4kg+15kg*3 (REF)
Shipping Weight		94kg+15kg*3 (REF)
Regulatory Compliance		
CE Mark		Installation Overvoltage Category II; Class II equipment; indoor use only.

*F.S. represents the maximum value of the output range.
*N stands for the number of installed power supply units, and N is greater than 1.
All specifications are subject to change without notice.

SPS400VDC

MODEL		SPS400VDC40000W-2-27
Input		
Voltage		190~265VAC
Frequency		47~63Hz
Phase		3 Phase, 4Wire+Groud/Y Connect
Max.Current		250A
Input Power Max		47.5kW
Power Factorat 220VAC Input, Full Load		0.98 Min. Active PFC
Efficiency		>88% Max @Full Load and Units=4kW Model
Output		
Output Voltage		0~400V
Output Current		0~120A
Output Power		40kW Max
Load Regulation	Voltage	400mV
	Current	1.2A
Line Regulation	Voltage	0.02%F.S.+30mV
	Current	0.02%F.S.+15mA
Voltage Setting	Range	0~400V
	Resolution	10mV
	Accuracy	0.1%+0.1%F.S. at 0< Ouput Voltage =<75Vdc
		0.05%+0.05%F.S. at 75Vdc< Ouput Voltage =<1200Vdc
Current Setting	Range	0~120A
	Resolution	1mA
	Accuracy	0.1%+0.10%F.S
Ripple	Voltage	200mVp-p/30mVrms
	Current	300mA(Full Range)
		40mA(TYP Value)
Measurement		
Voltage Setting	Range	0~400V
	Resolution	10mV
	Accuracy	0.1%+0.1%F.S. at 0< Ouput Voltage =<75Vdc
		0.05%+0.05%F.S. at 75Vdc< Ouput Voltage =<1200Vdc
Current Setting	Range	0~120A
	Resolution	1mA
	Accuracy	0.1%+0.10%F.S
Extra Function		
Remote Sense	Range	5V(DC), Max. Total power less than rated power
Comm. Respondence.		50ms
Graphic Display		VFD
Operation Key Feature		Soft key, Numberic key, Rotary Knob
Rack mount Handles		Yes
FAN		Temperature Control
Protection Circuits		OCP, OVP, OPP, OTP, FAN
Interface		USB, RS485, RS232(Standard); LAN, GPIB(Option)
Remote Control Input/Output signal characteristics		
Remote Input signal		Not Support
Remote output signal		Not Support
Environmental		
Operating Temperature		0°C~40°C
Storage Temperature		-20°C~70°C
Altitude		2000m
Relative Humidity		10%-90%, non-condensing
Temperature Coefficient		100ppm/°C at Voltage, 300ppm/°C at Current
Mechanical		
Dimensions(W*H*D)		600.0*1196.0*700.0 mm
Package Dimensions(W*H*D)		720.0*1535.0*820.0 mm
Unit Weight		120.0kg+15kg*10 (REF)
Shipping Weight		200.0kg+15kg*10 (REF)
Regulatory Compliance		
CE Mark		Installation Overvoltage Category II; Class II equipment; indoor use only.

*F.S. represents the maximum value of the output range.
*N stands for the number of installed power supply units, and N is greater than 1.
All specifications are subject to change without notice.

SPS Series DC Power Supply System

SPS450VDC

MODEL		SPS450VDC12000W-2-13	SPS450VDC24000W-2-19
Input			
Voltage		190~265VAC	
Frequency		47~63Hz	
Phase		3 Phase, 4Wire+Groud/Y Connect	
Max.Current		75A	150A
Input Power Max		15kW	28.5kW
Power Factorat 220VAC Input, Full Load		0.98 Min. Active PFC	
Efficiency		>88% Max @Full Load and Units=4kW Model	
Output			
Output Voltage		0~450V	
Output Current		0~30A	0~60A
Output Power		12kW Max	24kW Max
Load Regulation	Voltage	120mV	240mV
	Current	0.09A	0.36A
Line Regulation	Voltage	0.02%F.S.+30mV	
	Current	0.02%F.S.+15mA	
Voltage Setting	Range	0~450V	
	Resolution	10mV	
	Accuracy	0.1%+0.1%F.S. at 0< Ouput Voltage =<75Vdc	
		0.05%+0.05%F.S. at 75Vdc< Ouput Voltage =<1200Vdc	
Current Setting	Range	0~30A	0~60A
	Resolution	0.1mA	
	Accuracy	0.1%+0.10%F.S	
Ripple	Voltage	120mVp-p/22.5mVrms	120mVp-p/24mVrms
	Current	120mA(Full Range)	
		20mA(TYP Value)	
Measurement			
Voltage Setting	Range	0~450V	
	Resolution	10mV	
	Accuracy	0.1%+0.1%F.S. at 0< Ouput Voltage =<75Vdc	
		0.05%+0.05%F.S. at 75Vdc< Ouput Voltage =<1200Vdc	
Current Setting	Range	0~30A	0~60A
	Resolution	0.1mA	
	Accuracy	0.1%+0.10%F.S	
Extra Function			
Remote Sense	Range	5V(DC), Max. Total power less than rated power	
Comm. Respondence.		50ms	
Graphic Display		VFD	
Operation Key Feature		Soft key, Numberic key, Rotary Knob	
Rack mount Handles		Yes	
FAN		Temperature Control	
Protection Circuits		OCP, OVP, OPP, OTP, FAN	
Interface		USB, RS485, RS232(Standard); LAN, GPIB(Option)	
Remote Control Input/Output signal characteristics			
Remote Input signal		Not Support	
Remote output signal		Not Support	
Environmental			
Operating Temperature		0°C~40°C	
Storage Temperature		-20°C~70°C	
Altitude		2000m	
Relative Humidity		10%-90%, non-condensing	
Temperature Coefficient		100ppm/°C at Voltage, 300ppm/°C at Current	
Mechanical			
Dimensions(W*H*D)		600.0*576.0*700.0 mm	600.0*843.0*700.0 mm
Package Dimensions(W*H*D)		720.0*890.0*820.0 mm	720.0*1160.0*820.0 mm
Unit Weight		54kg+15kg*3 (REF)	100.0kg+15kg*6 (REF)
Shipping Weight		94kg+15kg*3 (REF)	160.0kg+15kg*6 (REF)
Regulatory Compliance			
CE Mark		Installation Overvoltage Category II; Class II equipment; indoor use only.	

*F.S. represents the maximum value of the output range.
*N stands for the number of installed power supply units, and N is greater than 1.
All specifications are subject to change without notice.

SPS480VDC

MODEL		SPS480VDC18000W-2-19
Input		
Voltage		190~265VAC
Frequency		47~63Hz
Phase		3 Phase, 4Wire+Groud/Y Connect
Max.Current		107A
Input Power Max		20.5kW
Power Factorat 220VAC Input, Full Load		0.98 Min. Active PFC
Efficiency		>88% Max @Full Load and Units=3kW Model
Output		
Output Voltage		0~480V
Output Current		0~60A
Output Power		18kW Max
Load Regulation	Voltage	240mV
	Current	0.36A
Line Regulation	Voltage	0.02%F.S.+30mV
	Current	0.02%F.S.+15mA
Voltage Setting	Range	0~480V
	Resolution	10mV
	Accuracy	0.1%+0.1%F.S. at 0< Ouput Voltage =<75Vdc
		0.05%+0.05%F.S. at 75Vdc< Ouput Voltage =<1200Vdc
Current Setting	Range	0~60A
	Resolution	2mA
	Accuracy	0.1%+0.10%F.S
Ripple	Voltage	120mVp-p/18mVrms
	Current	300mA(Full Range)
		60mA(TYP Value)
Measurement		
Voltage Setting	Range	0~480V
	Resolution	10mV
	Accuracy	0.1%+0.1%F.S. at 0< Ouput Voltage =<75Vdc
		0.05%+0.05%F.S. at 75Vdc< Ouput Voltage =<1200Vdc
Current Setting	Range	0~60A
	Resolution	2mA
	Accuracy	0.1%+0.10%F.S
Extra Function		
Remote Sense	Range	5V(DC), Max. Total power less than rated power
Comm. Respondence.		50ms
Graphic Display		VFD
Operation Key Feature		Soft key, Numberic key, Rotary Knob
Rack mount Handles		Yes
FAN		Temperature Control
Protection Circuits		OCP, OVP, OPP, OTP, FAN
Interface		USB, RS485, RS232(Standard); LAN, GPIB(Option)
Remote Control Input/Output signal characteristics		
Remote Input signal		Not Support
Remote output signal		Not Support
Environmental		
Operating Temperature		0°C~40°C
Storage Temperature		-20°C~70°C
Altitude		2000m
Relative Humidity		10%-90%, non-condensing
Temperature Coefficient		100ppm/°C at Voltage, 300ppm/°C at Current
Mechanical		
Dimensions(W*H*D)		600.0*843.0*700.0 mm
Package Dimensions(W*H*D)		720.0*1160.0*820.0 mm
Unit Weight		100.0kg+15kg*6（REF）
Shipping Weight		160.0kg+15kg*6（REF）
Regulatory Compliance		
CE Mark		Installation Overvoltage Category II; Class II equipment; indoor use only.

*F.S. represents the maximum value of the output range.
*N stands for the number of installed power supply units, and N is greater than 1.
All specifications are subject to change without notice.

SPS Series DC Power Supply System

SPS600VDC

MODEL		SPS600VDC12000W-2-13	SPS600VDC24000W-2-19	SPS600VDC40000W-2-27
Input				
Voltage		190~265VAC		
Frequency		47~63Hz		
Phase		3 Phase, 4Wire+Groud/Y Connect		
Max.Current		75A	150A	250A
Input Power Max		15kW	28.5kW	47.5kW
Power Factorat 220VAC Input, Full Load		0.98 Min. Active PFC		
Efficiency		>88% Max @Full Load and Units=4kW Model		
Output				
Output Voltage		0~600V		
Output Current		0~30A	0~60A	0~100A
Output Power		12kW Max	24kW Max	40kW Max
Load Regulation	Voltage	240mV	480mV	800mV
	Current	30mA	60mA	100mA
Line Regulation	Voltage	0.02%F.S.+30mV		
	Current	0.02%F.S.+15mA		
Voltage Setting	Range	0~600V		
	Resolution	1mV		
	Accuracy	0.1%+0.1%F.S. at 0< Ouput Voltage =<75Vdc		
		0.05%+0.05%F.S. at 75Vdc< Ouput Voltage =<1200Vdc		
Current Setting	Range	0~30A	0~60A	0~100A
	Resolution	1mA		
	Accuracy	0.1%+0.10%F.S		
Ripple	Voltage	700mVp-p/80mVrms		
	Current	37.5mA(Full Range)	75mA(Full Range)	125mA(Full Range)
		15mA(TYP Value)	30mA(TYP Value)	50mA(TYP Value)
Measurement				
Voltage Setting	Range	0~600V		
	Resolution	1mV		
	Accuracy	0.1%+0.1%F.S. at 0< Ouput Voltage =<75Vdc		
		0.05%+0.05%F.S. at 75Vdc< Ouput Voltage =<1200Vdc		
Current Setting	Range	0~30A	0~60A	0~100A
	Resolution	1mA	1mA	10mA
	Accuracy	0.1%+0.10%F.S		
Extra Function				
Remote Sense	Range	5V(DC), Max. Total power less than rated power		
Comm. Respondence.		50ms		
Graphic Display		VFD		
Operation Key Feature		Soft key, Numberic key, Rotary Knob		
Rack mount Handles		Yes		
FAN		Temperature Control		
Protection Circuits		OCP, OVP, OPP, OTP, FAN		
Interface		USB, RS485, RS232(Standard); LAN, GPIB(Option)		
Remote Control Input/Output signal Characteristics				
Remote Input signal		Not Support		
Remote output signal		Not Support		
Environmental				
Operating Temperature		0°C~40°C		
Storage Temperature		-20°C~70°C		
Altitude		2000m		
Relative Humidity		10%-90%, non-condensing		
Temperature Coefficient		100ppm/°C at Voltage, 300ppm/°C at Current		
Mechanical				
Dimensions(W*H*D)		600.0*576.0*700.0 mm	600.0*843.0*700.0 mm	600.0*1196.0*700.0 mm
Package Dimensions(W*H*D)		720.0*890.0*820.0 mm	720.0*1160.0*820.0 mm	720.0*1535.0*820.0 mm
Unit Weight		54kg+15kg*3 (REF)	100.0kg+15kg*6 (REF)	120.0kg+15kg*10 (REF)
Shipping Weight		94kg+15kg*3 (REF)	160.0kg+15kg*6 (REF)	200.0kg+15kg*10 (REF)
Regulatory Compliance				
CE Mark		Installation Overvoltage Category II; Class II equipment; indoor use only.		

*F.S. represents the maximum value of the output range.
*N stands for the number of installed power supply units, and N is greater than 1.
All specifications are subject to change without notice.

SPS720VDC

MODEL		SPS720VDC24000W-2-19
Input		
Voltage		190~265VAC
Frequency		47~63Hz
Phase		3 Phase, 4Wire+Groud/Y Connect
Max.Current		150A
Input Power Max		28.5kW
Power Factorat 220VAC Input, Full Load		0.98 Min. Active PFC
Efficiency		>88% Max @Full Load and Units=4kW Model
Output		
Output Voltage		0~720V
Output Current		0~40A
Output Power		24kW Max
Load Regulation	Voltage	240mV
	Current	0.24A
Line Regulation	Voltage	0.02%F.S.+30mV
	Current	0.02%F.S.+15mA
Voltage Setting	Range	0~720V
	Resolution	10mV
	Accuracy	0.1%+0.1%F.S. at 0< Ouput Voltage =<75Vdc
		0.05%+0.05%F.S. at 75Vdc< Ouput Voltage =<1200Vdc
Current Setting	Range	0~40A
	Resolution	0.1mA
	Accuracy	0.1%+0.10%F.S
Ripple	Voltage	240mVp-p/45mVrms
	Current	120mA(Full Range)
		20mA(TYP Value)
Measurement		
Voltage Setting	Range	0~720V
	Resolution	10mV
	Accuracy	0.1%+0.1%F.S. at 0< Ouput Voltage =<75Vdc
		0.05%+0.05%F.S. at 75Vdc< Ouput Voltage =<1200Vdc
Current Setting	Range	0~40A
	Resolution	0.1mA
	Accuracy	0.1%+0.10%F.S
Extra Function		
Remote Sense	Range	5V(DC), Max. Total power less than rated power
Comm. Respondence.		50ms
Graphic Display		VFD
Operation Key Feature		Soft key, Numberic key, Rotary Knob
Rack mount Handles		Yes
FAN		Temperature Control
Protection Circuits		OCP, OVP, OPP, OTP, FAN
Interface		USB, RS485, RS232(Standard); LAN, GPIB(Option)
Remote Control Input/Output signal characteristics		
Remote Input signal		Not Support
Remote output signal		Not Support
Environmental		
Operating Temperature		0°C~40°C
Storage Temperature		-20°C~70°C
Altitude		2000m
Relative Humidity		10%-90%, non-condensing
Temperature Coefficient		100ppm/°C at Voltage, 300ppm/°C at Current
Mechanical		
Dimensions(W*H*D)		600.0*843.0*700.0 mm
Package Dimensions(W*H*D)		720.0*1160.0*820.0 mm
Unit Weight		100.0kg+15kg*6（REF）
Shipping Weight		160.0kg+15kg*6（REF）
Regulatory Compliance		
CE Mark		Installation Overvoltage Category II; Class II equipment; indoor use only.

*F.S. represents the maximum value of the output range.
*N stands for the number of installed power supply units, and N is greater than 1.
All specifications are subject to change without notice.

SPS Series DC Power Supply System

SPS750VDC

MODEL		SPS750VDC40000W-2-27
Input		
Voltage		190~265VAC
Frequency		47~63Hz
Phase		3 Phase, 4Wire+Groud/Y Connect
Max.Current		250A
Input Power Max		47.5kW
Power Factorat 220VAC Input, Full Load		0.98 Min. Active PFC
Efficiency		>88% Max @Full Load and Units=4kW Model
Output		
Output Voltage		0~750V
Output Current		0~60A
Output Power		40kW Max
Load Regulation	Voltage	400mV
	Current	0.6A
Line Regulation	Voltage	0.02%F.S.+30mV
	Current	0.02%F.S.+15mA
Voltage Setting	Range	0~750V
	Resolution	10mV
	Accuracy	0.1%+0.1%F.S. at 0< Ouput Voltage =<75Vdc
		0.05%+0.05%F.S. at 75Vdc< Ouput Voltage =<1200Vdc
Current Setting	Range	0~60A
	Resolution	0.1mA
	Accuracy	0.1%+0.10%F.S
Ripple	Voltage	200mVp-p/40mVrms
	Current	120mA(Full Range)
		20mA(TYP Value)
Measurement		
Voltage Setting	Range	0~750V
	Resolution	10mV
	Accuracy	0.1%+0.1%F.S. at 0< Ouput Voltage =<75Vdc
		0.05%+0.05%F.S. at 75Vdc< Ouput Voltage =<1200Vdc
Current Setting	Range	0~60A
	Resolution	0.1mA
	Accuracy	0.1%+0.10%F.S
Extra Function		
Remote Sense	Range	5V(DC), Max. Total power less than rated power
Comm. Respondence.		50ms
Graphic Display		VFD
Operation Key Feature		Soft key, Numberic key, Rotary Knob
Rack mount Handles		Yes
FAN		Temperature Control
Protection Circuits		OCP, OVP, OPP, OTP, FAN
Interface		USB, RS485, RS232(Standard); LAN, GPIB(Option)
Remote Control Input/Output signal characteristics		
Remote Input signal		Not Support
Remote output signal		Not Support
Environmental		
Operating Temperature		0°C~40°C
Storage Temperature		-20°C~70°C
Altitude		2000m
Relative Humidity		10%-90%, non-condensing
Temperature Coefficient		100ppm/°C at Voltage, 300ppm/°C at Current
Mechanical		
Dimensions(W*H*D)		600.0*1196.0*700.0 mm
Package Dimensions(W*H*D)		720.0*1535.0*820.0 mm
Unit Weight		120.0kg+15kg*10 (REF)
Shipping Weight		200.0kg+15kg*10 (REF)
Regulatory Compliance		
CE Mark		Installation Overvoltage Category II; Class II equipment; indoor use only.

*F.S. represents the maximum value of the output range.
*N stands for the number of installed power supply units, and N is greater than 1.
All specifications are subject to change without notice.

SPS800VDC

MODEL		SPS800VDC12000W-2-13	SPS800VDC24000W-2-19	SPS800VDC30000W-2-27	SPS800VDC40000W-2-27
Input					
Voltage		190~265VAC			
Frequency		47~63Hz			
Phase		3 Phase, 4Wire+Groud/Y Connect			
Max.Current		75A	150A	178A	250A
Input Power Max		15kW	28.5kW	34kW	47.5kW
Power Factorat 220VAC Input, Full Load		0.98 Min. Active PFC			
Efficiency		>88% Max @Full Load and Units=4kW Model	>88% Max @Full Load and Units=4kW Model	>88% Max @Full Load and Units=3kW Model	>88% Max @Full Load and Units=4kW Model
Output					
Output Voltage		0~800V			
Output Current		0~22.5A	0~45A	0~60A	0~75A
Output Power		12kW Max	24kW Max	30kW Max	40kW Max
Load Regulation	Voltage	1.5V	3V	400mV	5V
	Current	22.5mA	45mA	0.6A	75mA
Line Regulation	Voltage	0.02%F.S.+30mV			
	Current	0.02%F.S.+15mA			
Voltage Setting	Range	0~800V			
	Resolution	1mV	1mV	10mV	1mV
	Accuracy	0.1%+0.1%F.S. at 0< Ouput Voltage =<75Vdc			
		0.05%+0.05%F.S. at 75Vdc< Ouput Voltage =<1200Vdc			
Current Setting	Range	0~22.5A	0~45A	0~60A	0~75A
	Resolution	1mA	1mA	2mA	1mA
	Accuracy	0.1%+0.10%F.S			
Ripple	Voltage	1600mVp-p/400mVrms	1600mVp-p/400mVrms	200mVp-p/30mVrms	1600mVp-p/400mVrms
	Current	37.5mA(Full Range)	75mA(Full Range)	500mA(Full Range)	125mA(Full Range)
		15mA(TYP Value)	30mA(TYP Value)	100mA(TYP Value)	50mA(TYP Value)
Measurement					
Voltage Setting	Range	0~800V			
	Resolution	1mV	1mV	10mV	1mV
	Accuracy	0.1%+0.1%F.S. at 0< Ouput Voltage =<75Vdc			
		0.05%+0.05%F.S. at 75Vdc< Ouput Voltage =<1200Vdc			
Current Setting	Range	0~22.5A	0~45A	0~60A	0~75A
	Resolution	1mA	1mA	2mA	1mA
	Accuracy	0.1%+0.10%F.S			
Extra Function					
Remote Sense	Range	5V(DC), Max. Total power less than rated power			
Comm. Respondence.		50ms			
Graphic Display		VFD			
Operation Key Feature		Soft key, Numberic key, Rotary Knob			
Rack mount Handles		Yes			
FAN		Temperature Control			
Protection Circuits		OCP, OVP, OPP, OTP, FAN			
Interface		USB, RS485, RS232(Standard); LAN, GPIB(Option)			
Remote Control Input/Output signal characteristics					
Remote Input signal		Not Support			
Remote output signal		Not Support			
Environmental					
Operating Temperature		0°C~40°C			
Storage Temperature		-20°C~70°C			
Altitude		2000m			
Relative Humidity		10%-90%, non-condensing			
Temperature Coefficient		100ppm/°C at Voltage, 300ppm/°C at Current			
Mechanical					
Dimensions(W*H*D)		600.0*576.0*700.0 mm	600.0*843.0*700.0 mm	600.0*1196.0*700.0 mm	600.0*1196.0*700.0 mm
Package Dimensions(W*H*D)		720.0*890.0*820.0 mm	720.0*1160.0*820.0 mm	720.0*1535.0*820.0 mm	720.0*1535.0*820.0 mm
Unit Weight		54kg+15kg*3 (REF)	100.0kg+15kg*6 (REF)	120.0kg+15kg*10 (REF)	120.0kg+15kg*10 (REF)
Shipping Weight		94kg+15kg*3 (REF)	160.0kg+15kg*6 (REF)	200.0kg+15kg*10 (REF)	200.0kg+15kg*10 (REF)
Regulatory Compliance					
CE Mark		Installation Overvoltage Category II; Class II equipment; indoor use only.			

*F.S. represents the maximum value of the output range.
*N stands for the number of installed power supply units, and N is greater than 1.
All specifications are subject to change without notice.

SPS Series DC Power Supply System

SPS900VDC

MODEL		SPS900VDC24000W-2-13
Input		
Voltage		190~265VAC
Frequency		47~63Hz
Phase		3 Phase, 4Wire+Groud/Y Connect
Max.Current		150A
Input Power Max		28.5kW
Power Factorat 220VAC Input, Full Load		0.98 Min. Active PFC
Efficiency		>88% Max @Full Load and Units=4kW Model
Output		
Output Voltage		0~900V
Output Current		0~30A
Output Power		24kW Max
Load Regulation	Voltage	240mV
	Current	0.18A
Line Regulation	Voltage	0.02%F.S.+30mV
	Current	0.02%F.S.+15mA
Voltage Setting	Range	0~900V
	Resolution	10mV
	Accuracy	0.1%+0.1%F.S. at 0< Ouput Voltage =<75Vdc
		0.05%+0.05%F.S. at 75Vdc< Ouput Voltage =<1200Vdc
Current Setting	Range	0~30A
	Resolution	0.1mA
	Accuracy	0.1%+0.10%F.S
Ripple	Voltage	240mVp-p/45mVrms
	Current	120mA(Full Range)
		20mA(TYP Value)
Measurement		
Voltage Setting	Range	0~900V
	Resolution	10mV
	Accuracy	0.1%+0.1%F.S. at 0< Ouput Voltage =<75Vdc
		0.05%+0.05%F.S. at 75Vdc< Ouput Voltage =<1200Vdc
Current Setting	Range	0~30A
	Resolution	0.1mA
	Accuracy	0.1%+0.10%F.S
Extra Function		
Remote Sense	Range	5V(DC), Max. Total power less than rated power
Comm. Respondence.		50ms
Graphic Display		VFD
Operation Key Feature		Soft key, Numberic key, Rotary Knob
Rack mount Handles		Yes
FAN		Temperature Control
Protection Circuits		OCP, OVP, OPP, OTP, FAN
Interface		USB, RS485, RS232(Standard); LAN, GPIB(Option)
Remote Control Input/Output signal characteristics		
Remote Input signal		Not Support
Remote output signal		Not Support
Environmental		
Operating Temperature		0°C~40°C
Storage Temperature		-20°C~70°C
Altitude		2000m
Relative Humidity		10%-90%, non-condensing
Temperature Coefficient		100ppm/°C at Voltage, 300ppm/°C at Current
Mechanical		
Dimensions(W*H*D)		600.0*843.0*700.0 mm
Package Dimensions(W*H*D)		720.0*1160.0*820.0 mm
Unit Weight		100.0kg+15kg*6（REF）
Shipping Weight		160.0kg+15kg*6（REF）
Regulatory Compliance		
CE Mark		Installation Overvoltage Category II; Class II equipment; indoor use only.

*F.S. represents the maximum value of the output range.
*N stands for the number of installed power supply units, and N is greater than 1.
All specifications are subject to change without notice.

SPS1200VDC

MODEL		SPS1200VDC24000W-2-19	SPS1200VDC40000W-2-27
Input			
Voltage		190~265VAC	
Frequency		47~63Hz	
Phase		3 Phase, 4Wire+Groud/Y Connect	
Max.Current		150A	250A
Input Power Max		28.5kW	47.5kW
Power Factorat 220VAC Input, Full Load		0.98 Min. Active PFC	
Efficiency		>88% Max @Full Load and Units=4kW Model	
Output			
Output Voltage		0~1200V	
Output Current		0~24A	0~40A
Output Power		24kW Max	40kW Max
Load Regulation	Voltage	360mV	400mV
	Current	144mA	0.4A
Line Regulation	Voltage	0.02%F.S.+30mV	
	Current	0.02%F.S.+15mA	
Voltage Setting	Range	0~1200V	
	Resolution	0.1V	
	Accuracy	0.1%+0.1%F.S. at 0< Ouput Voltage =<75Vdc	
		0.05%+0.05%F.S. at 75Vdc< Ouput Voltage =<1200Vdc	
Current Setting	Range	0~24A	0~40A
	Resolution	0.1mA	
	Accuracy	0.1%+0.10%F.S	
Ripple	Voltage	450mVp-p/90mVrms	400mVp-p/75mVrms
	Current	100mA(Full Range)	120mA(Full Range)
		40mA(TYP Value)	20mA(TYP Value)
Measurement			
Voltage Setting	Range	0~1200V	0~1200V
	Resolution	0.1V	0.1V
	Accuracy	0.1%+0.1%F.S. at 0< Ouput Voltage =<75Vdc	
		0.05%+0.05%F.S. at 75Vdc< Ouput Voltage =<1200Vdc	
Current Setting	Range	0~24A	0~40A
	Resolution	0.1mA	
	Accuracy	0.1%+0.10%F.S	
Extra Function			
Remote Sense	Range	5V(DC), Max. Total power less than rated power	
Comm. Respondence.		50ms	
Graphic Display		VFD	
Operation Key Feature		Soft key, Numberic key, Rotary Knob	
Rack mount Handles		Yes	
FAN		Temperature Control	
Protection Circuits		OCP, OVP, OPP, OTP, FAN	
Interface		USB, RS485, RS232(Standard); LAN, GPIB(Option)	
Remote Control Input/Output signal characteristics			
Remote Input signal		Not Support	
Remote output signal		Not Support	
Environmental			
Operating Temperature		0°C~40°C	
Storage Temperature		-20°C~70°C	
Altitude		2000m	
Relative Humidity		10%-90%, non-condensing	
Temperature Coefficient		100ppm/°C at Voltage, 300ppm/°C at Current	
Mechanical			
Dimensions(W*H*D)		600.0*843.0*700.0 mm	600.0*1196.0*700.0 mm
Package Dimensions(W*H*D)		720.0*1160.0*820.0 mm	720.0*1535.0*820.0 mm
Unit Weight		100.0kg+15kg*6 (REF)	120.0kg+15kg*10 (REF)
Shipping Weight		160.0kg+15kg*6 (REF)	200.0kg+15kg*10 (REF)
Regulatory Compliance			
CE Mark		Installation Overvoltage Category II; Class II equipment; indoor use only.	

*F.S. represents the maximum value of the output range.
*N stands for the number of installed power supply units, and N is greater than 1.
All specifications are subject to change without notice.

202201128

APM Technologies Ltd

Add:#7, Link Industry Park, Kechuang Road, Nancheng,
Dongguan, Guangdong, China
Tel:+86 769-8698 9800 ext:8901
E-mail:overseas@apmtech.cn Web:www.apmtechate.com