

Streamline connector cleaning workflow with a repeatable automated process

CleanBlastPRO gives component and connector manufacturers control of the cleaning process throughout their entire production facilities. This automated system manages the fluid and air delivery to ensure fast and repeatable cleaning at the press of a button.

- Dedicated cleaning profiles are optimized for different connector types. Each profile delivers a series of precision air, solvent, and vacuum steps that are fine-tuned to the millisecond for optimal cleaning performance.
- CleanBlastPRO monitors the status so that you can proactively ensure it is properly maintained.
- You're never surprised of the system's status, so it won't take your production line down.



Figure 1a: Select Profile

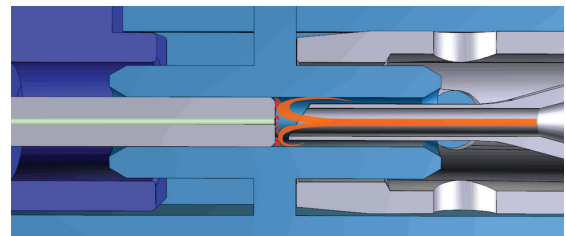


Figure 1b: Optimized non-contact cleaning procedure

Handset and Cleaning Tips

- Front facing light provides optimized visibility when inserting
- Two configurable buttons (top and bottom) to activate the light and initiate the cleaning process
- An optional extension handle is also available for use with backplane applications
- Additional connections for foot activation pedal, backplane handset extension, USB3 input for device updates
- Features a comprehensive selection of precision cleaning tips for most fiber connector types, male (patch cord), female (bulkhead), PC and APC – including SC, LC, FC, ST, E2000, MPO, MPX, MT, SMA, HMFOC, SN, CS and more
- With backwards compatibility to the large selection of FCLT series tips, existing CleanBlast users can leverage their existing investment of cleaning tips
- For a complete list of tips for the CleanBlastPRO see the [Fiber Cleaning Tips and Adapters Selection Guide](#)



Figure 2: Examples of FCLT Series Cleaning Tips

New hassle-free management features make deployment and operation easy

The CleanBlastPRO controls are intuitive so that users can easily manage their cleaning profiles and receive information and notifications to ensure system care. With multiple on-board sensors, CleanBlastPRO actively monitors the system performance, ensuring that users are proactively informed of any maintenance needs, and can properly care for the system and plan ahead without guesswork, speculation or unwanted production line downtime.



Figure 3: Front panel indicators and controls

- On-board LCD screen provides key user information for all operational and maintenance needs, including managing cleaning profiles, refilling, gathering diagnostic information and upgrading
- Colored LED indicators inform users when system is ready for use or in need of maintenance.
- Fuel gauge indicates amount of solvent available

All interface connections on the CleanBlastPRO are standardized to accept 3rd party connectivity; including the following:

- ¼" input on the base unit (for foot-pedal activation)
- 3.5 mm input on the handset (for backplane handset extension)
- Camera mount attachments on handset (for single-hand operation)
- Standard 12VDC/2A Power Supply
- USB3 input for device updates



Figure 4: Solvent refill

- Spill-proof internal solvent tank ensures easy transport across the room or across the globe, even with a full solvent tank
- Automatic filter drain prevents moisture from collecting in filters in humid environments
- Automatic drain valves in air-filter canisters prevent condensation in the air supply from contaminating the system.
- Active fluid vapor vacuum keeps fumes away from operator.
- Front-facing ports enable easy solvent refilling of the entire tank in <2 minutes
- Sealed refill system prevents external contaminants from entering the filling system. This prevents cleaning system from distributing contaminants onto the connector
- System automatically ensures sufficient refill without overfilling

Specifications

Parameter	Description
Air/Gas Source	Clean, dry air ¹ or nitrogen (N ₂)
Air/Gas Pressure	80 to 140 psi, 100 psi nominal ^{2,3}
Air/Gas Inlet	1/4" Industrial Quick-Disconnect Coupling ⁴
Internal Solvent Tank Capacity	1 L
Input Power	12V DC, 2A Power Supply (included) ⁵
Power Consumption (Average)	< 12 W
Operating temperature	15 to 30°C (59 to 86°F)
Storage temperature	0 to 40°C (32 to 104°F)
Dimensions	8" x 8" x 13" (H x W x D), 203 mm x 205 mm x 329 mm (H x W x D)
Weight	30 lbs (with full tank), 13.6 kgs
Maintenance	Annual filter change recommended Requires two air filters: <ul style="list-style-type: none"> • One Coarse air filter (FCLP-FA-F2) • One Fine air filter (FCLP-FA-F3)
Cleaning Cycle Time	Simplex <1 second Multi-Fiber <1.5 seconds

¹As per ISO8573 Class 5 -Clean Dry Air. (Oil less than 25mg/m**3).

²CleanBlastPRO will continue to operate when pressure is between 50 to 80 psi; however, cleaning might be impaired.

³Pressure relief safety mechanism activates when pressure exceeds 150 psi and resets when air-source connection is removed.

⁴Fitting can be replaced with any 1/4" NPT Male fitting.

⁵Use only the power adapter shipped with the CleanBlastPRO to power the device.

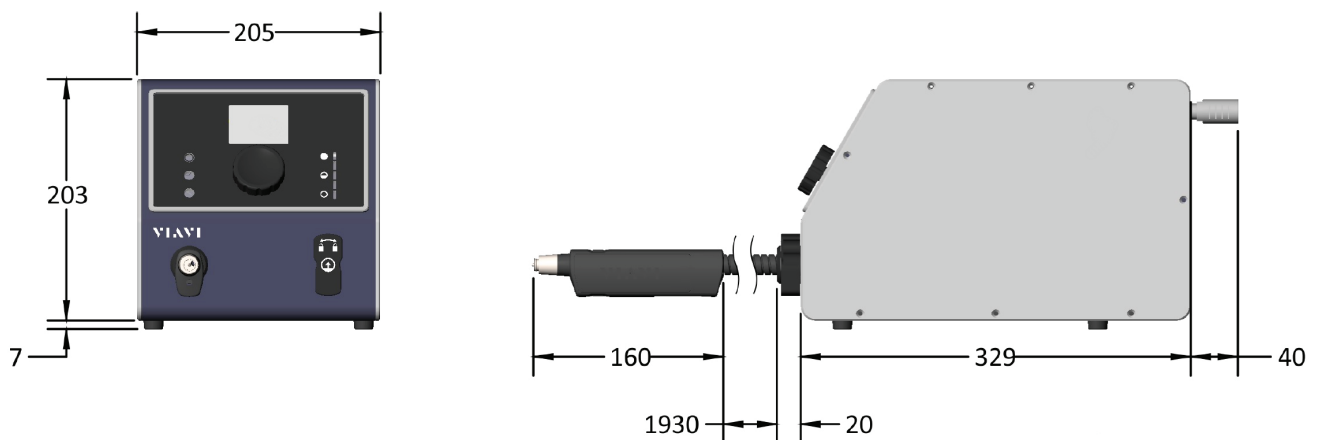


Figure 5: CleanBlastPRO dimensions

Ordering Information

Description	Part Number
CleanBlastPRO Systems	
CleanBlastPRO System with large internal solvent tank, FCLT-U25 cleaning tip	FCL-PRO-L
Accessories	
Manual Refill Kit for 225 ml Solvent Refill Bottle	FCLP-RCA-2
Auto Refill Kit for 1 Gallon (3.8L) Solvent Refill Bottle	FCLP-RCA-3
Replacement Air Filter for Auto Refill Kit (FCLP-RCA-3), contains 1 filter	FCLP-FA-F1
Small Solvent Refill Bottle, 225 ml*	FCLP-SOL1
Small Solvent Refill Bottle, 6-pack, 225 ml	FCLP-SOL1-6
Large Solvent Refill Bottle, 1 Gallon (3.8L) **	FCLP-SOL1-XL
Replacement Coarse (5 micron) Filter Kit (contains 2 filters)	FCLP-FA-F2
Replacement Fine (0.1 micron) Filter Kit (contains 2 filters)	FCLP-FA-F3
Exhaust Filter Kit	FCLP-FE-01
Adjustable Articulating Camera Clamp	FCLP-CL-01
Cleaning Tips***	
Universal 2.5 mm bulkhead	FCLT-U25
Universal 2.5 mm patch cord mating adapter	FCLT-U25-MA
Universal 1.25 mm bulkhead	FCLT-U12
Universal 1.25 mm patch cord mating adapter	FCLT-U12-MA

* Small (225 ml) solvent refill bottles available from VIAVI or MicroCare

** Large (1 Gallon/3.8L) solvent refill bottles available from VIAVI, MicroCare, or 3M




*** For a complete list of tips for the CleanBlastPRO see the [Fiber Cleaning Tips and Adapters Selection Guide](#)

Important: CleanBlastPRO is rated for use with 3M Novec 72-DA Engineered Fluid. Use only Novec 72DA solvent from 3M or CleanBlast solvent from MicroCare Corporation (identical formulation to Novec 72DA). Warranty will be void if a VIAVI repair center or representative determines that any other solvent has been used and is the cause of operational problems.

CleanBlast Care Support Plans

- Ensure your CleanBlastPRO is always operating at its best with annual maintenance from VIAVI
- Expert analysis of log files and diagnostic data confirm CleanBlastPRO is always working as it should, year after year
- Guarantee priority service with fixed rate repairs that eliminate surprise expenses

Features

Plan	Objective	Technical Assistance	Fixed Rate Repair	Priority Service	Self-paced Training	Annual Maintenance	On-Site Loaner	Annual Refurbish
 BronzeCare	Maintenance	Premium	✓	✓	✓			
 SilverCare	Operational Efficiency	Premium	✓	✓	✓	✓		
 MaxCare	Maximize Uptime	Premium	✓	✓	✓	✓	✓	✓



Contact Us **+1 844 GO VIAVI**
(+1 844 468 4284)

To reach the VIAVI office nearest you,
visit viavisolutions.com/contact

© 2024 VIAVI Solutions Inc.
Product specifications and descriptions in this document are subject to change without notice.
Patented as described at viavisolutions.com/patents/cleanblastpro-ds-fit-nse-ae
30191111 903 0824